



Maintenance

Booklet



Mercedes-Benz

Welcome to the world of Mercedes-Benz

We want you to enjoy your Mercedes-Benz automobile. Vehicle safety and operational reliability are two very important factors. To maintain them, regular maintenance services are necessary.

We continuously strive to improve our product and ask for your understanding that we reserve the right to make changes in the periodic maintenance work for our vehicles.

The information in this manual is accurate as of the press date. At the time of your scheduled maintenance appointments with your authorized Mercedes-Benz Center, the most current maintenance work information will be utilized for your vehicle's age or mileage. Please check with your authorized Mercedes-Benz Center for any changes to the periodic maintenance work required for your vehicle.

PLEASE NOTE

WE STRONGLY RECOMMEND THAT YOU HAVE YOUR VEHICLE SERVICED BY YOUR AUTHORIZED MERCEDES-BENZ CENTER WHO IS FULLY EQUIPPED TO PROVIDE THIS SERVICE AND THAT GENUINE MERCEDES-BENZ PARTS BE USED.

SERVICE, REPLACEMENT, OR REPAIR OF THE EMISSION CONTROL DEVICES AND SYSTEMS CAN BE PERFORMED BY ANY AUTOMOTIVE REPAIR ESTABLISHMENT OR INDIVIDUAL USING CERTIFIED PARTS.


THE USE OF DEFECTIVE OR NON-EQUIVALENT PARTS MAY RESULT IN YOUR EMISSION PERFORMANCE WARRANTY CLAIM BEING DENIED.


Symbols

The following symbols are found in this booklet:

WARNING

Warning notices draw your attention to hazards that may endanger your health or life, or the health or life of others.

 Highlights hazards that may result in damage to your vehicle.

 Helpful hints or further information you may find useful.

▷ page This symbol tells you where to look for further information on a topic.

▷▷ This continuation symbol marks a warning or procedure which is continued on the next page.

<hr/>			
General Information	3	Service at 40,000 miles or 4 years	15
Vehicle data	3	Required Service Work	15
Protecting the environment	3	Recommended Service Work	16
<hr/>		Service at 50,000 miles or 5 years	17
Maintenance Booklet	5	Required Service Work	17
Introduction	5	Recommended Service Work	18
Mercedes-Benz Maintenance		Service at 60,000 miles or 6 years	19
System	5	Required Service Work	19
Required and Recommended		Recommended Service Work	20
Service Work	5	Service at 70,000 miles or 7 years	20
Tire rotation	5	Required Service Work	20
Severe operating conditions	6	Recommended Service Work	21
Wear items	6	Service at 80,000 miles or 8 years	22
Tested and approved engine oils		Required Service Work	22
and oil filters	6	Recommended Service Work	23
Regular checks	7	Service at 90,000 miles or 9 years	24
Notes on the warranty	7	Required Service Work	24
Service records	8	Recommended Service Work	24
Parts/Operating materials	8	Service at 100,000 miles or 10 years	25
Emission System Maintenance	8	Required Service Work	25
Gasoline Engines	8	Recommended Service Work	26
Emission Control System Caution		Service at 110,000 miles or 11 years	27
– Gasoline Engines	9	Required Service Work	27
Description of Emission System		Recommended Service Work	27
Maintenance Jobs	9	Service at 120,000 miles or 12 years	28
Changing the engine oil and filter	9	Required Service Work	28
Replacing the air filter	9	Recommended Service Work	29
Replacing the fuel filter	10	Service at 130,000 miles or 13 years	30
Replacing spark plugs	10	Required Service Work	30
Maintenance service descriptions	10	Recommended Service Work	31
Vehicle Maintenance Service		Service at 140,000 miles or 14 years	31
Work (including Emission System		Required Service Work	31
Maintenance)	10	Recommended Service Work	32
Tire rotation at 5,000 miles	11	Service at 150,000 miles or 15 years	33
Recommended Service Work	11	Required Service Work	33
Service at 10,000 miles or 1 year	11	Recommended Service Work	34
Required Service Work	11	Vehicle Maintenance High-mileage	
Recommended Service Work	12	Service Work	35
Service at 20,000 miles or 2 years	12	High-mileage Service at	
Required Service Work	12	160,000 miles or 16 years; then	
Recommended Service Work	13	every 20,000 miles or 2 years	35
Service at 30,000 miles or 3 years	14	High-mileage Service at	
Required Service Work	14	170,000 miles or 17 years; then	
Recommended Service Work	15	every 20,000 miles or 2 years	36
		High-mileage additional work	38
		Confirmations	38

Tire rotation	38
Maintenance service	40

Vehicle data

▶	▶
Model	Vehicle Identification Number (VIN)
▶	▶
Date of initial registration	Paint color and code
▶	▶
License Plate No.	License Plate No.
▶	▶
License Plate No.	License Plate No.
▶	▶
License Plate No.	License Plate No.
▶	▶
License Plate No.	License Plate No.

Protecting the environment

Natural resources form the basis of our existence on this planet. The objectives of our policy are for these resources to be used sparingly and in a manner which takes the requirements of both nature and humanity into account.

Our declared policy is integrated environmental protection. This policy starts at the root causes and encompasses in its management decisions all the consequences for the environment which could arise from production processes or the products themselves.

You too can help to protect the environment by operating your Mercedes-Benz in an environmentally responsible manner.

Operating conditions and your individual driving style to a large extent influence fuel consumption and the rate of engine, brake, and tire wear. To reduce fuel consumption and the rate of wear, please consider the following:

- avoid short trips.
- make sure that the tire pressures are always correct.
- avoid frequent, abrupt acceleration.
- do not carry any unnecessary weight.
- do not warm up the engine with the vehicle stationary.
- shift gears such that each gear is used only up to $\frac{2}{3}$ of its maximum engine speed.
- keep an eye on the vehicle's fuel consumption.

A regularly serviced vehicle will also help protect the environment. You should adhere to the maintenance intervals displayed by the Maintenance System service indicator, along



WARNING

Please make sure you read the technical documentation, such as the Operator's Manual and workshop information, before carrying out any maintenance work.

with other maintenance work described in this booklet.

We recommend that you have maintenance services performed by your authorized Mercedes-Benz Center using Genuine Mercedes-Benz parts.



WARNING

Please make sure you read the technical documentation, such as the Operator's Manual and workshop information, before carrying out any maintenance work.

Introduction

Mercedes-Benz Maintenance System

Your Mercedes-Benz comes equipped with the **Mercedes-Benz Maintenance System**. The Maintenance System tracks distance driven and the time elapsed since your last service. The maintenance service is indicated in the multifunction display in the instrument cluster.

Approximately 1 month before a maintenance service is due, a message appears in the multifunction display. The message provides the remaining miles or days until the next maintenance service is due.

A descriptive listing of the service items are contained in this booklet starting on (> page 10). Following each maintenance service, your authorized Mercedes-Benz Center will reset the Maintenance System service indicator by confirming the service items performed.

The authorized Mercedes-Benz Center performing the maintenance services will confirm the work has been carried out using the Confirmation pages in this booklet (> page 38).

We continuously strive to improve our product and ask for your understanding that we reserve the right to make changes in the periodic maintenance work for our vehicles. The information in this booklet is accurate as of the press date. At the time of your scheduled maintenance appointments with your authorized Mercedes-Benz Center, the most current maintenance work information will be utilized for your vehicle's age or mileage. Please check with your authorized Mercedes-Benz Center for any changes to the periodic maintenance work for your vehicle.

- i** If the Maintenance System service counter was inadvertently reset, have an authorized Mercedes-Benz Center correct it. Please only reset if the proper

maintenance service has been performed. Resetting the system without performing the proper maintenance service will result in engine and/or other vehicle damage not covered by the Mercedes-Benz New Vehicle Limited Warranty.

Required and Recommended Service Work

Required and Recommended Service Work includes inspection or maintenance of many different components and systems in your vehicle. The replacement of certain components at varying intervals is also part of Required and Recommended Service Work.

Required Service Work is intended to help maximize the service life of components or systems important to your vehicle's continued proper operation.

In addition to the Required Service Work, Recommended Service Work is intended to provide you with the flexibility to choose which maintenance work is performed on your vehicle based on its needs or recommendations from your authorized Mercedes-Benz Center.

- i** Please note any maintenance work not performed or not performed at the specified interval which results in the failure of the warranted component(s) or system(s) in question may not be covered by the Mercedes-Benz New Vehicle Limited Warranty.

Tire rotation

Your vehicle's tires are a critical component to overall vehicle performance and vehicle stability. The useful life of tires will vary and is proportional to tire type, speed rating, ambient conditions, tire loading, tire inflation pressure, road surfaces, and individual driving style, among other factors. Therefore,



WARNING

Please make sure you read the technical documentation, such as the Operator's Manual and workshop information, before carrying out any maintenance work.

Mercedes-Benz recommends regular checks for wear and proper inflation and, if applicable to your vehicle's tire configuration, tire rotation.

Tire rotations can be performed on vehicles with the same front and rear tire dimensions, e.g. if appropriate winter tires are mounted. If your vehicle is equipped with the same tire dimensions, tires can be rotated by observing a front-to-rear rotation pattern that will maintain the intended rotation (spinning) direction of the tire (on unidirectional tires, an arrow on the sidewall indicates the intended rotation or spinning direction of the tire). If your vehicle is configured with staggered tire sizes (different tire sizes, front vs. rear), tire rotations are not possible.

If your vehicle's tire configuration allows for tire rotation, tire rotation should be performed in accordance with the recommended intervals, or sooner at first signs of irregular (uneven) tread wear. Tire rotation recommendations will likely necessitate a tire rotation at least once in between maintenance services and at every maintenance service based on Mercedes-Benz maintenance intervals.

For your convenience, this Maintenance Booklet contains a tire rotation confirmation page on which you can record the date and mileage when tire rotations were performed (▷ page 38).

Severe operating conditions

The maintenance intervals have been determined so that the vehicle, under normal operating conditions, should operate properly between maintenance services. Severe operating conditions may call for correspondingly sooner replacement of the following items:

- **Interior filter**

(combination filter) is replaced as called for by the Maintenance System. Under severe

dust conditions, or with the Climate Control frequently operating in the air recirculation mode, the filter should be replaced more frequently than indicated by the Maintenance System.

- **Spark plugs**

Spark plugs should be replaced according to the specified maintenance interval. Severe operating conditions (frequent starting and stopping, excessive idling, sustained fast highway driving) may call for spark plugs to be replaced correspondingly sooner.

- **Coolant**

Have the coolant (water/anticorrosion/antifreeze mixture) replaced at the specified maintenance interval.

Replacement of coolant may be required more frequently if coolant is not maintained according to instructions and/or other than approved anticorrosion/antifreeze products for your vehicle are being used. For instructions on coolant, see "Coolants" in your vehicle Operator's Manual. For a listing of approved anticorrosion/antifreeze products for your vehicle, contact your authorized Mercedes-Benz Center.

Wear items

While the Maintenance System calls for inspection of certain wear items, the system does not make any judgment on the condition of these wear items. Only a qualified technician can determine if a wear item needs to be replaced.

Tested and approved engine oils and oil filters

Engine oils and oil filters are specifically tested for their suitability in our engines and durability for our service intervals. Therefore, only use approved engine oils and oil filters



WARNING

Please make sure you read the technical documentation, such as the Operator's Manual and workshop information, before carrying out any maintenance work.

required for vehicles with the Maintenance System. Conventional petroleum-based oils must not be used for vehicles equipped with the Mercedes-Benz Maintenance System.

The following cases are not covered by the Mercedes-Benz New Vehicle Limited Warranty:

- using engine oils and oil filters of specification other than those expressly required for the Maintenance System.
- changing of oil and oil filter at change intervals longer than those called for by the Maintenance System.
- using any oil additives.

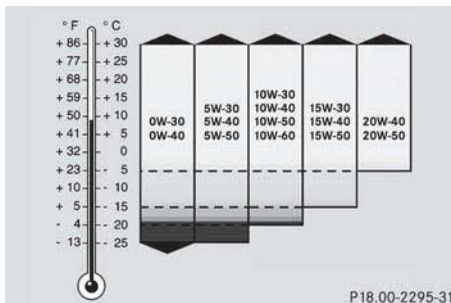
The following MB sheet number applies to the engine type of your vehicle.

MB sheet number 229.5¹

- i** MB sheet numbers are printed on the outside of oil containers.

Viscosity grades for engine oils

Using the chart below, select oil viscosity according to the lowest air temperature expected before the next oil change.



For more information on selecting the proper engine oils for your vehicle, please refer to [http://www.startekinfo.com/MB Workshop Resources/Recommended Fluids](http://www.startekinfo.com/MBWorkshopResources/RecommendedFluids) or <http://www.mbusa.com/ownersonline/>

¹ Restriction: only SAE 0W-40/SAE 5W-40 engine oils may be used.

WARNING

Please make sure you read the technical documentation, such as the Operator's Manual and workshop information, before carrying out any maintenance work.

Important Vehicle Specifications or <http://bevo.mercedes-benz.com> or your authorized Mercedes-Benz Center.

Regular checks

In addition to the services, we recommend that you check the following items regularly (for example: weekly, when refueling, or before any long journey):

- **Engine oil level** – Further information about engine oil level measurement can be found in the vehicle Operator's Manual.
- **Coolant level** – Please refer to the Operator's Manual for the correct procedure to check the coolant level.
- **Brake fluid level** – If brake fluid has to be added, see an authorized Mercedes-Benz Center to determine the cause, e.g. leaks or worn brake pads.
- **Windshield washer system** – If the washer fluid level drops below the minimum level, a display message appears in the multifunction display. Add washer fluid mixed with Mercedes-Benz windshield washer solvent/concentrate, test function and check wiper blades.
- **Lighting system**
- **Tire condition and pressures** – Check at least monthly. Please refer to section "Tires and wheels" in the Operator's Manual for guidelines and correct procedures to check tire condition and pressures.

Notes on the warranty

An extensive and well-equipped network of authorized Mercedes-Benz Centers is at your disposal for service work. Your authorized Mercedes-Benz Center can ensure that your vehicle is professionally and thoroughly serviced and repaired.

Please see the Service and Warranty Information booklet for detailed information on warranty terms and coverage.

Please follow the instructions given in this Maintenance Booklet, even if you entrust the vehicle to a third party for use or care. Only in this way will you be able to ensure that your warranty rights are not affected.

Service, replacement, or repair of the emission control devices and systems can be performed by any automotive repair establishment or individual using certified parts.

We strongly recommend that you have your vehicle serviced by your authorized Mercedes-Benz Center which is fully equipped to provide this service.

Please note that engines have to be serviced in accordance with special instructions and using special measuring equipment to comply with legal requirements concerning exhaust emissions. Modifications to or tampering with emissions components is not permissible. Your authorized Mercedes-Benz Center is familiar with the relevant regulations.

Service records

Your authorized Mercedes-Benz Center will certify in this booklet the maintenance services on your vehicle which it has performed.

Other than the maintenance services described, the Maintenance Booklet does not record or reflect any repair work that may have been performed to your vehicle. Please keep those receipts with your vehicle records.

For information concerning warranty, see your Service and Warranty Information booklet.

Your authorized Mercedes-Benz Center will gladly furnish additional information on the maintenance of your vehicle.

Mercedes-Benz USA, LLC
A Daimler Company

Parts/Operating materials

We recommend only the use of Genuine Mercedes-Benz parts for service and repairs, since they meet our specifications. It is also important to only use fuels, lubricants and anticorrosion/antifreeze coolant meeting factory specifications. Please see your authorized Mercedes-Benz Center for more information on this subject.

Emission System Maintenance

Gasoline Engines

The U.S. Environmental Protection Agency and, in California, the Air Resources Board have certified that the emission control systems of your vehicle comply with the applicable exhaust emission standards for MY 2012 vehicles.

To be certain that the emission control systems function as designed, regular maintenance is necessary for components of the vehicle which affect exhaust and evaporative emissions composition.

The vehicle owner is responsible for the regular maintenance of the emission control system, as well as the use of premium unleaded gasoline with an anti-knock index of at least 91 (displayed on the pump) in all gasoline engine models unless otherwise specified.

Failure to properly maintain the emission system may result in repairs not being covered by the emission system warranties.

Explanations of each maintenance job are given on (> page 9).



WARNING

Please make sure you read the technical documentation, such as the Operator's Manual and workshop information, before carrying out any maintenance work.

Emission Control System Caution – Gasoline Engines

Your Mercedes-Benz vehicle is equipped with both a three-way catalyst and a closed loop oxygen sensor system to comply with current exhaust emission regulations. Keep your vehicle in proper operating condition by following our recommended maintenance instructions as outlined.

The following must be adhered to:

a) In all gasoline engine models, use only premium unleaded gasoline with an anti-knock index of at least 91 (as displayed on the pump) unless otherwise specified. Damage to the engine could occur if premium unleaded fuel is not used. Refer to the Operator's Manual for special precautions.

b) Leaded gasoline should not be used under any circumstances. Damage to the emission control components will result.

c) The specified engine maintenance jobs must be performed completely and at the required intervals. Properly functioning spark plugs for instance are important for the service life of the catalysts. Failure to properly perform the specified maintenance jobs may adversely affect the emission control system on the vehicle and reduce its service life.

d) The operation of the emission control system must not be altered in any way. Alterations are not permissible by law. In addition, alterations may result in damage to the catalysts, increased fuel consumption, and impaired engine running conditions.

e) Irregular engine running conditions should be corrected immediately by an authorized Mercedes-Benz Center. Such irregular running conditions can influence the proper function of the emission control system.

If the "CHECK ENGINE" indicator lamp in the instrument cluster illuminates when the engine is running, it indicates a possible

malfunction of the engine management system or emission control system.

We recommend that you have the malfunction checked as soon as possible.

Description of Emission System Maintenance Jobs

The composition of exhaust emissions is influenced not only by the special emission control equipment, but also by various engine components and their adjustments.

Therefore, emission system maintenance must include these engine components. Some maintenance jobs are actually only tests. They are important however, because they allow early detection of discrepancies which can later lead to increased exhaust emissions. It is generally less expensive to have such items adjusted immediately rather than allowing them to contribute to costly repairs. The maintenance intervals have been determined so that the vehicle, under normal conditions, should operate properly between services.

Changing the engine oil and filter

Change the engine oil and oil filter every 10,000 miles or 1 year. If oil consumption should increase, determine the cause and take necessary corrective steps. Do not reset the Maintenance System service indicator if the oil level is adjusted or changed outside the interval of 10,000 miles or 1 year.

Replacing the air filter

Under normal dust conditions, replace the air filter at every 40,000 miles or 4 years. Clean air filter cover and housing prior to removal of air filter.



WARNING

Please make sure you read the technical documentation, such as the Operator's Manual and workshop information, before carrying out any maintenance work.

Replacing the fuel filter

Replace the fuel filter every 150,000 miles or 15 years.

Replacing spark plugs

Spark plugs are subject to electrode erosion and must be replaced according to the specified maintenance intervals, or more frequently as may be required when subject to severe operating conditions.

Maintenance service descriptions**Vehicle Maintenance Service Work (including Emission System Maintenance)**

i Maintenance services should be performed at the number of miles or years (whichever comes first) as indicated.

If your vehicle exceeds the time or mileage of the maintenance service descriptions, continue to maintain the vehicle following the maintenance services specified in the High Mileage section (▷ page 35).

Detailed descriptions for each maintenance service can be found starting on (▷ page 11).

For description of emission system maintenance jobs, see (▷ page 9).

**WARNING**

Please make sure you read the technical documentation, such as the Operator's Manual and workshop information, before carrying out any maintenance work.

Tire rotation at 5,000 miles

A 5,000-mile recommended tire rotation interval will likely necessitate tire rotation at least once in between each 10,000-mile maintenance service and at every 10,000-mile maintenance service. Please refer to (▷ page 5) for additional tire rotation information and (▷ page 38) to record when your vehicle's tires have been rotated.

Recommended Service Work

Tire checks

Tire rotation (where applicable)²

Service at 10,000 miles or 1 year

Required Service Work

Engine – oil and filter change

Check catch, safety catch and hinges on engine hood for proper operation

Clean visible area of water deflector

Reset maintenance service indicator in instrument cluster

Check thickness of brake pads, front and rear

Correct tire inflation pressure

Check underbody protection. In the event of damage, refinish underbody protection with separate work order

Check the following fluid levels, correct if necessary

If there is a loss of fluid, determine cause and perform repair with separate work order

Check coolant level

Brake system

Power steering

Windshield washer system

² Tire rotation can not be performed on vehicles equipped with staggered front/rear tire sizes.



WARNING

Please make sure you read the technical documentation, such as the Operator's Manual and workshop information, before carrying out any maintenance work.

Recommended Service Work

Replace wiper blades

Replace combination filter

Electrical system checks

Horn, high beam flasher, hazard warning lamps, turn signals

Warning/indicator lamps, illumination and interior lighting/exterior lighting

Check trunk lighting

Check battery condition (starter battery) using "Midtronics EXP 717" tester

Visual and functional checks

Check windshield washer and headlamp cleaning system

Clean and lubricate soft top seals

Tire checks

Tire rotation (where applicable)

Inspect tires for damage, measure tread depth

Check TIREFIT sealant expiration date

Activate Tire Pressure Monitoring System

Chassis checks

Visually check brake system components, lines, hoses, calipers

Check thickness of brake pads and disks, front and rear wheels removed

Service at 20,000 miles or 2 years

Required Service Work

Engine – oil and filter change

Check catch, safety catch and hinges on engine hood for proper operation

Check condition of poly-V-belt

Clean visible area of water deflector

Reset maintenance service indicator in instrument cluster

Replace brake fluid



WARNING

Please make sure you read the technical documentation, such as the Operator’s Manual and workshop information, before carrying out any maintenance work.

Replace combination filter

Check thickness of brake pads, front and rear

Correct tire inflation pressure

Check underbody protection. In the event of damage, refinish underbody protection with separate work order

Leakage – Major components: Check for chafe marks, line routing, damaged components. In the event of leakage, determine cause and perform repair with separate work order

Visually inspect condition of front axle ball joints, rubber boots

Visually inspect condition of rear axle ball joints, rubber boots

Visually inspect condition of steering mechanical components, rubber boots

Check the following fluid levels, correct if necessary

If there is a loss of fluid, determine cause and perform repair with separate work order

Check coolant level

Brake system

Power steering

Windshield washer system

Function check

Check parking brake (function test only)

Recommended Service Work

Replace wiper blades

Electrical system checks

Horn, high beam flasher, hazard warning lamps, turn signals

Warning/indicator lamps, illumination and interior lighting/exterior lighting

Check trunk lighting

Check and correct headlamp setting

Check battery condition (starter battery) using "Midtronics EXP 717" tester

Visual and functional checks

Check seat belts and buckles for signs of external damage and proper function



WARNING

Please make sure you read the technical documentation, such as the Operator's Manual and workshop information, before carrying out any maintenance work.

Check windshield washer and headlamp cleaning system

Clean and lubricate soft top seals

Check bodywork for paint work damage

Tire checks

Tire rotation (where applicable)

Inspect tires for damage, measure tread depth

Check TIREFIT sealant expiration date

Activate Tire Pressure Monitoring System

Chassis checks

Visually check brake system components, lines, hoses, calipers

Check thickness of brake pads and disks, front and rear wheels removed

Chassis and load-bearing body components: Check for damage and corrosion

Service at 30,000 miles or 3 years

Required Service Work

Engine – oil and filter change

Check catch, safety catch and hinges on engine hood for proper operation

Clean visible area of water deflector

Reset maintenance service indicator in instrument cluster

Check thickness of brake pads, front and rear

Correct tire inflation pressure

Check underbody protection. In the event of damage, refinish underbody protection with separate work order

Check the following fluid levels, correct if necessary

If there is a loss of fluid, determine cause and perform repair with separate work order

Check coolant level

Brake system



WARNING

Please make sure you read the technical documentation, such as the Operator's Manual and workshop information, before carrying out any maintenance work.

Power steering

Windshield washer system

Recommended Service Work

Replace wiper blades

Replace combination filter

Electrical system checks

Horn, high beam flasher, hazard warning lamps, turn signals

Warning/indicator lamps, illumination and interior lighting/exterior lighting

Check trunk lighting

Check battery condition (starter battery) using "Midtronics EXP 717" tester

Visual and functional checks

Check windshield washer and headlamp cleaning system

Clean and lubricate soft top seals

Tire checks

Tire rotation (where applicable)

Inspect tires for damage, measure tread depth

Check TIREFIT sealant expiration date

Activate Tire Pressure Monitoring System

Chassis checks

Visually check brake system components, lines, hoses, calipers

Check thickness of brake pads and disks, front and rear wheels removed

Service at 40,000 miles or 4 years

Required Service Work

Engine – oil and filter change

Check catch, safety catch and hinges on engine hood for proper operation

Check condition of poly-V-belt



WARNING

Please make sure you read the technical documentation, such as the Operator's Manual and workshop information, before carrying out any maintenance work.

Clean visible area of water deflector

Reset maintenance service indicator in instrument cluster

Replace brake fluid

Replace combination filter

Check thickness of brake pads, front and rear

Correct tire inflation pressure

Check underbody protection. In the event of damage, refinish underbody protection with separate work order

Leakage – Major components: Check for chafe marks, line routing, damaged components. In the event of leakage, determine cause and perform repair with separate work order

Visually inspect condition of front axle ball joints, rubber boots

Visually inspect condition of rear axle ball joints, rubber boots

Visually inspect condition of steering mechanical components, rubber boots

Oil change in dual clutch transmission

Replace air filter

Check the following fluid levels, correct if necessary

If there is a loss of fluid, determine cause and perform repair with separate work order

Check coolant level

Brake system

Power steering

Windshield washer system

Function check

Check parking brake (function test only)

Recommended Service Work

Replace wiper blades

Electrical system checks

Horn, high beam flasher, hazard warning lamps, turn signals

Warning/indicator lamps, illumination and interior lighting/ exterior lighting



WARNING

Please make sure you read the technical documentation, such as the Operator's Manual and workshop information, before carrying out any maintenance work.

Check trunk lighting

Check and correct headlamp setting

Check battery condition (starter battery) using "Midtronics EXP 717" tester

Visual and functional checks

Check seat belts and buckles for signs of external damage and proper function

Check windshield washer and headlamp cleaning system

Clean and lubricate soft top seals

Check bodywork for paint work damage

Tire checks

Tire rotation (where applicable)

Inspect tires for damage, measure tread depth

Check TIREFIT sealant expiration date

Activate Tire Pressure Monitoring System

Chassis checks

Visually check brake system components, lines, hoses, calipers

Check thickness of brake pads and disks, front and rear wheels removed

Chassis and load-bearing body components: Check for damage and corrosion

Service at 50,000 miles or 5 years

Required Service Work

Engine – oil and filter change

Check catch, safety catch and hinges on engine hood for proper operation

Clean visible area of water deflector

Reset maintenance service indicator in instrument cluster

Check thickness of brake pads, front and rear

Correct tire inflation pressure

Check underbody protection. In the event of damage, refinish underbody protection with separate work order



WARNING

Please make sure you read the technical documentation, such as the Operator's Manual and workshop information, before carrying out any maintenance work.

Check the following fluid levels, correct if necessary

If there is a loss of fluid, determine cause and perform repair with separate work order

Check coolant level

Brake system

Power steering

Windshield washer system

Recommended Service Work

Replace wiper blades

Replace combination filter

Electrical system checks

Horn, high beam flasher, hazard warning lamps, turn signals

Warning/indicator lamps, illumination and interior lighting/exterior lighting

Check trunk lighting

Check battery condition (starter battery) using "Midtronics EXP 717" tester

Visual and functional checks

Check windshield washer and headlamp cleaning system

Clean and lubricate soft top seals

Tire checks

Tire rotation (where applicable)

Inspect tires for damage, measure tread depth

Check TIREFIT sealant expiration date

Activate Tire Pressure Monitoring System

Chassis checks

Visually check brake system components, lines, hoses, calipers

Check thickness of brake pads and disks, front and rear wheels removed

**WARNING**

Please make sure you read the technical documentation, such as the Operator's Manual and workshop information, before carrying out any maintenance work.

Service at 60,000 miles or 6 years**Required Service Work**

Engine – oil and filter change

Check catch, safety catch and hinges on engine hood for proper operation

Check condition of poly-V-belt

Clean visible area of water deflector

Reset maintenance service indicator in instrument cluster

Replace brake fluid

Replace combination filter

Check thickness of brake pads, front and rear

Correct tire inflation pressure

Check underbody protection. In the event of damage, refinish underbody protection with separate work order

Leakage – Major components: Check for chafe marks, line routing, damaged components. In the event of leakage, determine cause and perform repair with separate work order

Visually inspect condition of front axle ball joints, rubber boots

Visually inspect condition of rear axle ball joints, rubber boots

Visually inspect condition of steering mechanical components, rubber boots

Replace spark plugs

Check the following fluid levels, correct if necessary

If there is a loss of fluid, determine cause and perform repair with separate work order

Check coolant level

Brake system

Power steering

Windshield washer system

Function check

Check parking brake (function test only)

**WARNING**

Please make sure you read the technical documentation, such as the Operator's Manual and workshop information, before carrying out any maintenance work.

Recommended Service Work

Replace wiper blades

Electrical system checks

Horn, high beam flasher, hazard warning lamps, turn signals

Warning/indicator lamps, illumination and interior lighting/exterior lighting

Check trunk lighting

Check and correct headlamp setting

Check battery condition (starter battery) using "Midtronics EXP 717" tester

Visual and functional checks

Check seat belts and buckles for signs of external damage and proper function

Check windshield washer and headlamp cleaning system

Clean and lubricate soft top seals

Check bodywork for paint work damage

Tire checks

Tire rotation (where applicable)

Inspect tires for damage, measure tread depth

Check TIREFIT sealant expiration date

Activate Tire Pressure Monitoring System

Chassis checks

Visually check brake system components, lines, hoses, calipers

Check thickness of brake pads and disks, front and rear wheels removed

Chassis and load-bearing body components: Check for damage and corrosion

Service at 70,000 miles or 7 years**Required Service Work**

Engine – oil and filter change

Check catch, safety catch and hinges on engine hood for proper operation

Clean visible area of water deflector

**WARNING**

Please make sure you read the technical documentation, such as the Operator's Manual and workshop information, before carrying out any maintenance work.

Reset maintenance service indicator in instrument cluster

Check thickness of brake pads, front and rear

Correct tire inflation pressure

Check underbody protection. In the event of damage, refinish underbody protection with separate work order

Check the following fluid levels, correct if necessary

If there is a loss of fluid, determine cause and perform repair with separate work order

Check coolant level

Brake system

Power steering

Windshield washer system

Recommended Service Work

Replace wiper blades

Replace combination filter

Electrical system checks

Horn, high beam flasher, hazard warning lamps, turn signals

Warning/indicator lamps, illumination and interior lighting/exterior lighting

Check trunk lighting

Check battery condition (starter battery) using "Midtronics EXP 717" tester

Visual and functional checks

Check windshield washer and headlamp cleaning system

Clean and lubricate soft top seals

Tire checks

Tire rotation (where applicable)

Inspect tires for damage, measure tread depth

Check TIREFIT sealant expiration date

Activate Tire Pressure Monitoring System



WARNING

Please make sure you read the technical documentation, such as the Operator's Manual and workshop information, before carrying out any maintenance work.

Chassis checks

Visually check brake system components, lines, hoses, calipers

Check thickness of brake pads and disks, front and rear wheels removed

Service at 80,000 miles or 8 years**Required Service Work**

Engine – oil and filter change

Check catch, safety catch and hinges on engine hood for proper operation

Check condition of poly-V-belt

Clean visible area of water deflector

Reset maintenance service indicator in instrument cluster

Replace brake fluid

Replace combination filter

Check thickness of brake pads, front and rear

Correct tire inflation pressure

Check underbody protection. In the event of damage, refinish underbody protection with separate work order

Leakage – Major components: Check for chafe marks, line routing, damaged components. In the event of leakage, determine cause and perform repair with separate work order

Visually inspect condition of front axle ball joints, rubber boots

Visually inspect condition of rear axle ball joints, rubber boots

Visually inspect condition of steering mechanical components, rubber boots

Replace air filter

Check the following fluid levels, correct if necessary

If there is a loss of fluid, determine cause and perform repair with separate work order

Check coolant level

Brake system

Power steering

Windshield washer system

**WARNING**

Please make sure you read the technical documentation, such as the Operator's Manual and workshop information, before carrying out any maintenance work.

Function check

Check parking brake (function test only)

Recommended Service Work

Replace wiper blades

Electrical system checks

Horn, high beam flasher, hazard warning lamps, turn signals

Warning/indicator lamps, illumination and interior lighting/external lighting

Check trunk lighting

Check and correct headlamp setting

Check battery condition (starter battery) using "Midtronics EXP 717" tester

Visual and functional checks

Check seat belts and buckles for signs of external damage and proper function

Check windshield washer and headlamp cleaning system

Clean and lubricate soft top seals

Check bodywork for paint work damage

Tire checks

Tire rotation (where applicable)

Inspect tires for damage, measure tread depth

Check TIREFIT sealant expiration date

Activate Tire Pressure Monitoring System

Chassis checks

Visually check brake system components, lines, hoses, calipers

Check thickness of brake pads and disks, front and rear wheels removed

Chassis and load-bearing body components: Check for damage and corrosion

**WARNING**

Please make sure you read the technical documentation, such as the Operator's Manual and workshop information, before carrying out any maintenance work.

Service at 90,000 miles or 9 years**Required Service Work**

Engine – oil and filter change

Check catch, safety catch and hinges on engine hood for proper operation

Clean visible area of water deflector

Reset maintenance service indicator in instrument cluster

Check thickness of brake pads, front and rear

Correct tire inflation pressure

Check underbody protection. In the event of damage, refinish underbody protection with separate work order

Check the following fluid levels, correct if necessary

If there is a loss of fluid, determine cause and perform repair with separate work order

Check coolant level

Brake system

Power steering

Windshield washer system

Recommended Service Work

Replace wiper blades

Replace combination filter

Electrical system checks

Horn, high beam flasher, hazard warning lamps, turn signals

Warning/indicator lamps, illumination and interior lighting/exterior lighting

Check trunk lighting

Check battery condition (starter battery) using "Midtronics EXP 717" tester

Visual and functional checks

Check windshield washer and headlamp cleaning system

Clean and lubricate soft top seals

**WARNING**

Please make sure you read the technical documentation, such as the Operator's Manual and workshop information, before carrying out any maintenance work.

Tire checks

Tire rotation (where applicable)

Inspect tires for damage, measure tread depth

Check TIREFIT sealant expiration date

Activate Tire Pressure Monitoring System

Chassis checks

Visually check brake system components, lines, hoses, calipers

Check thickness of brake pads and disks, front and rear wheels removed

Service at 100,000 miles or 10 years**Required Service Work**

Engine – oil and filter change

Check catch, safety catch and hinges on engine hood for proper operation

Check condition of poly-V-belt

Clean visible area of water deflector

Reset maintenance service indicator in instrument cluster

Replace brake fluid

Replace combination filter

Check thickness of brake pads, front and rear

Correct tire inflation pressure

Check underbody protection. In the event of damage, refinish underbody protection with separate work order

Leakage – Major components: Check for chafe marks, line routing, damaged components. In the event of leakage, determine cause and perform repair with separate work order

Visually inspect condition of front axle ball joints, rubber boots

Visually inspect condition of rear axle ball joints, rubber boots

Visually inspect condition of steering mechanical components, rubber boots

**WARNING**

Please make sure you read the technical documentation, such as the Operator's Manual and workshop information, before carrying out any maintenance work.

Check the following fluid levels, correct if necessary

If there is a loss of fluid, determine cause and perform repair with separate work order

Check coolant level

Brake system

Power steering

Windshield washer system

Function check

Check parking brake (function test only)

Recommended Service Work

Replace wiper blades

Electrical system checks

Horn, high beam flasher, hazard warning lamps, turn signals

Warning/indicator lamps, illumination and interior lighting/exterior lighting

Check trunk lighting

Check and correct headlamp setting

Check battery condition (starter battery) using "Midtronics EXP 717" tester

Visual and functional checks

Check seat belts and buckles for signs of external damage and proper function

Check windshield washer and headlamp cleaning system

Clean and lubricate soft top seals

Check bodywork for paint work damage

Tire checks

Tire rotation (where applicable)

Inspect tires for damage, measure tread depth

Check TIREFIT sealant expiration date

Activate Tire Pressure Monitoring System

**WARNING**

Please make sure you read the technical documentation, such as the Operator's Manual and workshop information, before carrying out any maintenance work.

Chassis checks

Visually check brake system components, lines, hoses, calipers

Check thickness of brake pads and disks, front and rear wheels removed

Chassis and load-bearing body components: Check for damage and corrosion

Service at 110,000 miles or 11 years**Required Service Work**

Engine – oil and filter change

Check catch, safety catch and hinges on engine hood for proper operation

Clean visible area of water deflector

Reset maintenance service indicator in instrument cluster

Check thickness of brake pads, front and rear

Correct tire inflation pressure

Check underbody protection. In the event of damage, refinish underbody protection with separate work order

Check the following fluid levels, correct if necessary

If there is a loss of fluid, determine cause and perform repair with separate work order

Check coolant level

Brake system

Power steering

Windshield washer system

Recommended Service Work

Replace wiper blades

Replace combination filter

Electrical system checks

Horn, high beam flasher, hazard warning lamps, turn signals

Warning/indicator lamps, illumination and interior lighting/ exterior lighting

**WARNING**

Please make sure you read the technical documentation, such as the Operator's Manual and workshop information, before carrying out any maintenance work.

Check trunk lighting

Check battery condition (starter battery) using "Midtronics EXP 717" tester

Visual and functional checks

Check windshield washer and headlamp cleaning system

Clean and lubricate soft top seals

Tire checks

Tire rotation (where applicable)

Inspect tires for damage, measure tread depth

Check TIREFIT sealant expiration date

Activate Tire Pressure Monitoring System

Chassis checks

Visually check brake system components, lines, hoses, calipers

Check thickness of brake pads and disks, front and rear wheels removed

Service at 120,000 miles or 12 years

Required Service Work

Engine – oil and filter change

Check catch, safety catch and hinges on engine hood for proper operation

Check condition of poly-V-belt

Clean visible area of water deflector

Reset maintenance service indicator in instrument cluster

Replace brake fluid

Replace combination filter

Check thickness of brake pads, front and rear

Correct tire inflation pressure

Check underbody protection. In the event of damage, refinish underbody protection with separate work order

Leakage – Major components: Check for chafe marks, line routing, damaged components. In the event of leakage, determine cause and perform repair with separate work order



WARNING

Please make sure you read the technical documentation, such as the Operator's Manual and workshop information, before carrying out any maintenance work.

Visually inspect condition of front axle ball joints, rubber boots

Visually inspect condition of rear axle ball joints, rubber boots

Visually inspect condition of steering mechanical components, rubber boots

Replace air filter

Replace spark plugs

Check the following fluid levels, correct if necessary

If there is a loss of fluid, determine cause and perform repair with separate work order

Check coolant level

Brake system

Power steering

Windshield washer system

Function check

Check parking brake (function test only)

Recommended Service Work

Replace wiper blades

Electrical system checks

Horn, high beam flasher, hazard warning lamps, turn signals

Warning/indicator lamps, illumination and interior lighting/exterior lighting

Check trunk lighting

Check and correct headlamp setting

Check battery condition (starter battery) using "Midtronics EXP 717" tester

Visual and functional checks

Check seat belts and buckles for signs of external damage and proper function

Check windshield washer and headlamp cleaning system

Clean and lubricate soft top seals

Check bodywork for paint work damage



WARNING

Please make sure you read the technical documentation, such as the Operator's Manual and workshop information, before carrying out any maintenance work.

Tire checks

Tire rotation (where applicable)

Inspect tires for damage, measure tread depth

Check TIREFIT sealant expiration date

Activate Tire Pressure Monitoring System

Chassis checks

Visually check brake system components, lines, hoses, calipers

Check thickness of brake pads and disks, front and rear wheels removed

Chassis and load-bearing body components: Check for damage and corrosion

Service at 130,000 miles or 13 years**Required Service Work**

Engine – oil and filter change

Check catch, safety catch and hinges on engine hood for proper operation

Clean visible area of water deflector

Reset maintenance service indicator in instrument cluster

Check thickness of brake pads, front and rear

Correct tire inflation pressure

Check underbody protection. In the event of damage, refinish underbody protection with separate work order

Check the following fluid levels, correct if necessary

If there is a loss of fluid, determine cause and perform repair with separate work order

Check coolant level

Brake system

Power steering

Windshield washer system

**WARNING**

Please make sure you read the technical documentation, such as the Operator's Manual and workshop information, before carrying out any maintenance work.

Recommended Service Work

Replace wiper blades

Replace combination filter

Electrical system checks

Horn, high beam flasher, hazard warning lamps, turn signals

Warning/indicator lamps, illumination and interior lighting/exterior lighting

Check trunk lighting

Check battery condition (starter battery) using "Midtronics EXP 717" tester

Visual and functional checks

Check windshield washer and headlamp cleaning system

Clean and lubricate soft top seals

Tire checks

Tire rotation (where applicable)

Inspect tires for damage, measure tread depth

Check TIREFIT sealant expiration date

Activate Tire Pressure Monitoring System

Chassis checks

Visually check brake system components, lines, hoses, calipers

Check thickness of brake pads and disks, front and rear wheels removed

Service at 140,000 miles or 14 years**Required Service Work**

Engine – oil and filter change

Check catch, safety catch and hinges on engine hood for proper operation

Check condition of poly-V-belt

Clean visible area of water deflector

Reset maintenance service indicator in instrument cluster

Replace brake fluid

**WARNING**

Please make sure you read the technical documentation, such as the Operator's Manual and workshop information, before carrying out any maintenance work.

Replace combination filter

Check thickness of brake pads, front and rear

Correct tire inflation pressure

Check underbody protection. In the event of damage, refinish underbody protection with separate work order

Leakage – Major components: Check for chafe marks, line routing, damaged components. In the event of leakage, determine cause and perform repair with separate work order

Visually inspect condition of front axle ball joints, rubber boots

Visually inspect condition of rear axle ball joints, rubber boots

Visually inspect condition of steering mechanical components, rubber boots

Check the following fluid levels, correct if necessary

If there is a loss of fluid, determine cause and perform repair with separate work order

Check coolant level

Brake system

Power steering

Windshield washer system

Function check

Check parking brake (function test only)

Recommended Service Work

Replace wiper blades

Electrical system checks

Horn, high beam flasher, hazard warning lamps, turn signals

Warning/indicator lamps, illumination and interior lighting/exterior lighting

Check trunk lighting

Check and correct headlamp setting

Check battery condition (starter battery) using "Midtronics EXP 717" tester

Visual and functional checks

Check seat belts and buckles for signs of external damage and proper function



WARNING

Please make sure you read the technical documentation, such as the Operator's Manual and workshop information, before carrying out any maintenance work.

Check windshield washer and headlamp cleaning system

Clean and lubricate soft top seals

Check bodywork for paint work damage

Tire checks

Tire rotation (where applicable)

Inspect tires for damage, measure tread depth

Check TIREFIT sealant expiration date

Activate Tire Pressure Monitoring System

Chassis checks

Visually check brake system components, lines, hoses, calipers

Check thickness of brake pads and disks, front and rear wheels removed

Chassis and load-bearing body components: Check for damage and corrosion

Service at 150,000 miles or 15 years

Required Service Work

Engine – oil and filter change

Check catch, safety catch and hinges on engine hood for proper operation

Replace fuel filter

Clean visible area of water deflector

Reset maintenance service indicator in instrument cluster

Check thickness of brake pads, front and rear

Correct tire inflation pressure

Check underbody protection. In the event of damage, refinish underbody protection with separate work order

Replace coolant

Check the following fluid levels, correct if necessary

If there is a loss of fluid, determine cause and perform repair with separate work order

Check coolant level



WARNING

Please make sure you read the technical documentation, such as the Operator's Manual and workshop information, before carrying out any maintenance work.

Brake system

Power steering

Windshield washer system

Recommended Service Work

Replace wiper blades

Replace combination filter

Electrical system checks

Horn, high beam flasher, hazard warning lamps, turn signals

Warning/indicator lamps, illumination and interior lighting/exterior lighting

Check trunk lighting

Check battery condition (starter battery) using "Midtronics EXP 717" tester

Visual and functional checks

Check windshield washer and headlamp cleaning system

Clean and lubricate soft top seals

Tire checks

Tire rotation (where applicable)

Inspect tires for damage, measure tread depth

Check TIREFIT sealant expiration date

Activate Tire Pressure Monitoring System

Chassis checks

Visually check brake system components, lines, hoses, calipers

Check thickness of brake pads and disks, front and rear wheels removed



WARNING

Please make sure you read the technical documentation, such as the Operator's Manual and workshop information, before carrying out any maintenance work.

Vehicle Maintenance High-mileage Service Work

High-mileage Service at 160,000 miles or 16 years; then every 20,000 miles or 2 years

Required Service Work

Engine – oil and filter change

Check catch, safety catch and hinges on engine hood for proper operation

Check condition of poly-V-belt

Clean visible area of water deflector

Reset maintenance service indicator in instrument cluster

Replace brake fluid

Replace combination filter

Check thickness of brake pads, front and rear

Correct tire inflation pressure

Check underbody protection. In the event of damage, refinish underbody protection with separate work order

Leakage – Major components: Check for chafe marks, line routing, damaged components. In the event of leakage, determine cause and perform repair with separate work order

Visually inspect condition of front axle ball joints, rubber boots

Visually inspect condition of rear axle ball joints, rubber boots

Visually inspect condition of steering mechanical components, rubber boots

Applicable additional work (▷ page 38)

Check the following fluid levels, correct if necessary

If there is a loss of fluid, determine cause and perform repair with separate work order

Check coolant level

Brake system

Power steering

Windshield washer system

Function check

Check parking brake (function test only)



WARNING

Please make sure you read the technical documentation, such as the Operator's Manual and workshop information, before carrying out any maintenance work.

Recommended Service Work

Replace wiper blades

Electrical system checks

Horn, high beam flasher, hazard warning lamps, turn signals

Warning/indicator lamps, illumination and interior lighting/exterior lighting

Check trunk lighting

Check and correct headlamp setting

Check battery condition (starter battery) using "Midtronics EXP 717" tester

Visual and functional checks

Check seat belts and buckles for signs of external damage and proper function

Check windshield washer and headlamp cleaning system

Clean and lubricate soft top seals

Check bodywork for paint work damage

Tire checks

Tire rotation (where applicable)

Inspect tires for damage, measure tread depth

Check TIREFIT sealant expiration date

Activate Tire Pressure Monitoring System

Chassis checks

Visually check brake system components, lines, hoses, calipers

Check thickness of brake pads and disks, front and rear wheels removed

Chassis and load-bearing body components: Check for damage and corrosion

High-mileage Service at 170,000 miles or 17 years; then every 20,000 miles or 2 years

Required Service Work

Engine – oil and filter change

Check catch, safety catch and hinges on engine hood for proper operation



WARNING

Please make sure you read the technical documentation, such as the Operator's Manual and workshop information, before carrying out any maintenance work.

Clean visible area of water deflector

Reset maintenance service indicator in instrument cluster

Check thickness of brake pads, front and rear

Correct tire inflation pressure

Check underbody protection. In the event of damage, refinish underbody protection with separate work order

Applicable additional work (▷ page 38)

Check the following fluid levels, correct if necessary

If there is a loss of fluid, determine cause and perform repair with separate work order

Check coolant level

Brake system

Power steering

Windshield washer system

Recommended Service Work

Replace wiper blades

Replace combination filter

Electrical system checks

Horn, high beam flasher, hazard warning lamps, turn signals

Warning/indicator lamps, illumination and interior lighting/exterior lighting

Check trunk lighting

Check battery condition (starter battery) using "Midtronics EXP 717" tester

Visual and functional checks

Check windshield washer and headlamp cleaning system

Clean and lubricate soft top seals

Tire checks

Tire rotation (where applicable)

Inspect tires for damage, measure tread depth

Check TIREFIT sealant expiration date



WARNING

Please make sure you read the technical documentation, such as the Operator's Manual and workshop information, before carrying out any maintenance work.

Maintenance service

Complete in full

Vehicle Identification Number (VIN) Date Odometer Repair order no. (if applicable) Next maintenance due: Miles Next maintenance due: Month/year **Oil brand/viscosity:**Engine oil Dual clutch transmission **Service carried out in accordance with Mercedes-Benz USA specifications:**Yes/No **Replaced:** Engine oil

- Transmission oil
- Brake fluid
- Brake pads, front axle
- Brake pads, rear axle
- Fuel filter
- Combination filter
- Air filter
- Coolant
- Spark plugs

Rubber stamp/Signature**WARNING**

Please make sure you read the technical documentation, such as the Operator's Manual and workshop information, before carrying out any maintenance work.

Complete in full

Vehicle Identification Number (VIN)

Date

Odometer

Repair order no. (if applicable)

Next maintenance due: Miles

Next maintenance due: Month/year

Oil brand/viscosity:

Engine oil

Dual clutch transmission

Service carried out in accordance with Mercedes-Benz USA specifications:

Yes/No

Replaced:

Engine oil

- Transmission oil
- Brake fluid
- Brake pads, front axle
- Brake pads, rear axle
- Fuel filter
- Combination filter
- Air filter
- Coolant
- Spark plugs

Rubber stamp/Signature



WARNING

Please make sure you read the technical documentation, such as the Operator's Manual and workshop information, before carrying out any maintenance work.

Complete in full

Vehicle Identification Number (VIN)

Date

Odometer

Repair order no. (if applicable)

Next maintenance due: Miles

Next maintenance due: Month/year

Oil brand/viscosity:

Engine oil

Dual clutch transmission

Service carried out in accordance with Mercedes-Benz USA specifications:

Yes/No

Replaced:

Engine oil

- Transmission oil
- Brake fluid
- Brake pads, front axle
- Brake pads, rear axle
- Fuel filter
- Combination filter
- Air filter
- Coolant
- Spark plugs

Rubber stamp/Signature



WARNING

Please make sure you read the technical documentation, such as the Operator's Manual and workshop information, before carrying out any maintenance work.

Complete in full

Vehicle Identification Number (VIN)

Date

Odometer

Repair order no. (if applicable)

Next maintenance due: Miles

Next maintenance due: Month/year

Oil brand/viscosity:

Engine oil

Dual clutch transmission

Service carried out in accordance with Mercedes-Benz USA specifications:

Yes/No

Replaced:

Engine oil

- Transmission oil
- Brake fluid
- Brake pads, front axle
- Brake pads, rear axle
- Fuel filter
- Combination filter
- Air filter
- Coolant
- Spark plugs

Rubber stamp/Signature



WARNING

Please make sure you read the technical documentation, such as the Operator's Manual and workshop information, before carrying out any maintenance work.

Complete in full

Vehicle Identification Number (VIN)

Date

Odometer

Repair order no. (if applicable)

Next maintenance due: Miles

Next maintenance due: Month/year

Oil brand/viscosity:

Engine oil

Dual clutch transmission

Service carried out in accordance with Mercedes-Benz USA specifications:

Yes/No

Replaced:

Engine oil

- Transmission oil
- Brake fluid
- Brake pads, front axle
- Brake pads, rear axle
- Fuel filter
- Combination filter
- Air filter
- Coolant
- Spark plugs

Rubber stamp/Signature



WARNING

Please make sure you read the technical documentation, such as the Operator's Manual and workshop information, before carrying out any maintenance work.

Complete in full

Vehicle Identification Number (VIN)

Date

Odometer

Repair order no. (if applicable)

Next maintenance due: Miles

Next maintenance due: Month/year

Oil brand/viscosity:

Engine oil

Dual clutch transmission

Service carried out in accordance with Mercedes-Benz USA specifications:

Yes/No

Replaced:

Engine oil

- Transmission oil
- Brake fluid
- Brake pads, front axle
- Brake pads, rear axle
- Fuel filter
- Combination filter
- Air filter
- Coolant
- Spark plugs

Rubber stamp/Signature



WARNING

Please make sure you read the technical documentation, such as the Operator's Manual and workshop information, before carrying out any maintenance work.

Complete in full

Vehicle Identification Number (VIN)

Date

Odometer

Repair order no. (if applicable)

Next maintenance due: Miles

Next maintenance due: Month/year

Oil brand/viscosity:

Engine oil

Dual clutch transmission

Service carried out in accordance with Mercedes-Benz USA specifications:

Yes/No

Replaced:

Engine oil

- Transmission oil
- Brake fluid
- Brake pads, front axle
- Brake pads, rear axle
- Fuel filter
- Combination filter
- Air filter
- Coolant
- Spark plugs

Rubber stamp/Signature



WARNING

Please make sure you read the technical documentation, such as the Operator's Manual and workshop information, before carrying out any maintenance work.

Complete in full

Vehicle Identification Number (VIN)

Date

Odometer

Repair order no. (if applicable)

Next maintenance due: Miles

Next maintenance due: Month/year

Oil brand/viscosity:

Engine oil

Dual clutch transmission

Service carried out in accordance with Mercedes-Benz USA specifications:

Yes/No

Replaced:

Engine oil

- Transmission oil
- Brake fluid
- Brake pads, front axle
- Brake pads, rear axle
- Fuel filter
- Combination filter
- Air filter
- Coolant
- Spark plugs

Rubber stamp/Signature



WARNING

Please make sure you read the technical documentation, such as the Operator's Manual and workshop information, before carrying out any maintenance work.

Complete in full

Vehicle Identification Number (VIN)

Date

Odometer

Repair order no. (if applicable)

Next maintenance due: Miles

Next maintenance due: Month/year

Oil brand/viscosity:

Engine oil

Dual clutch transmission

Service carried out in accordance with Mercedes-Benz USA specifications:

Yes/No

Replaced:

Engine oil

- Transmission oil
- Brake fluid
- Brake pads, front axle
- Brake pads, rear axle
- Fuel filter
- Combination filter
- Air filter
- Coolant
- Spark plugs

Rubber stamp/Signature



WARNING

Please make sure you read the technical documentation, such as the Operator's Manual and workshop information, before carrying out any maintenance work.

Complete in full

Vehicle Identification Number (VIN)

Date

Odometer

Repair order no. (if applicable)

Next maintenance due: Miles

Next maintenance due: Month/year

Oil brand/viscosity:

Engine oil

Dual clutch transmission

Service carried out in accordance with Mercedes-Benz USA specifications:

Yes/No

Replaced:

Engine oil

- Transmission oil
- Brake fluid
- Brake pads, front axle
- Brake pads, rear axle
- Fuel filter
- Combination filter
- Air filter
- Coolant
- Spark plugs

Rubber stamp/Signature



WARNING

Please make sure you read the technical documentation, such as the Operator's Manual and workshop information, before carrying out any maintenance work.

Complete in full

Vehicle Identification Number (VIN)

Date

Odometer

Repair order no. (if applicable)

Next maintenance due: Miles

Next maintenance due: Month/year

Oil brand/viscosity:

Engine oil

Dual clutch transmission

Service carried out in accordance with Mercedes-Benz USA specifications:

Yes/No

Replaced:

Engine oil

- Transmission oil
- Brake fluid
- Brake pads, front axle
- Brake pads, rear axle
- Fuel filter
- Combination filter
- Air filter
- Coolant
- Spark plugs

Rubber stamp/Signature



WARNING

Please make sure you read the technical documentation, such as the Operator's Manual and workshop information, before carrying out any maintenance work.

Complete in full

Vehicle Identification Number (VIN)

Date

Odometer

Repair order no. (if applicable)

Next maintenance due: Miles

Next maintenance due: Month/year

Oil brand/viscosity:

Engine oil

Dual clutch transmission

Service carried out in accordance with Mercedes-Benz USA specifications:

Yes/No

Replaced:

Engine oil

- Transmission oil
- Brake fluid
- Brake pads, front axle
- Brake pads, rear axle
- Fuel filter
- Combination filter
- Air filter
- Coolant
- Spark plugs

Rubber stamp/Signature



WARNING

Please make sure you read the technical documentation, such as the Operator's Manual and workshop information, before carrying out any maintenance work.

Complete in full

Vehicle Identification Number (VIN)

Date

Odometer

Repair order no. (if applicable)

Next maintenance due: Miles

Next maintenance due: Month/year

Oil brand/viscosity:

Engine oil

Dual clutch transmission

Service carried out in accordance with Mercedes-Benz USA specifications:

Yes/No

Replaced:

Engine oil

- Transmission oil
- Brake fluid
- Brake pads, front axle
- Brake pads, rear axle
- Fuel filter
- Combination filter
- Air filter
- Coolant
- Spark plugs

Rubber stamp/Signature



WARNING

Please make sure you read the technical documentation, such as the Operator's Manual and workshop information, before carrying out any maintenance work.

Complete in full

Vehicle Identification Number (VIN)

Date

Odometer

Repair order no. (if applicable)

Next maintenance due: Miles

Next maintenance due: Month/year

Oil brand/viscosity:

Engine oil

Dual clutch transmission

Service carried out in accordance with Mercedes-Benz USA specifications:

Yes/No

Replaced:

Engine oil

- Transmission oil
- Brake fluid
- Brake pads, front axle
- Brake pads, rear axle
- Fuel filter
- Combination filter
- Air filter
- Coolant
- Spark plugs

Rubber stamp/Signature



WARNING

Please make sure you read the technical documentation, such as the Operator's Manual and workshop information, before carrying out any maintenance work.

Complete in full

Vehicle Identification Number (VIN)

Date

Odometer

Repair order no. (if applicable)

Next maintenance due: Miles

Next maintenance due: Month/year

Oil brand/viscosity:

Engine oil

Dual clutch transmission

Service carried out in accordance with Mercedes-Benz USA specifications:

Yes/No

Replaced:

Engine oil

- Transmission oil
- Brake fluid
- Brake pads, front axle
- Brake pads, rear axle
- Fuel filter
- Combination filter
- Air filter
- Coolant
- Spark plugs

Rubber stamp/Signature



WARNING

Please make sure you read the technical documentation, such as the Operator's Manual and workshop information, before carrying out any maintenance work.

Publication details

Internet

For further information you can find us on the Mercedes-Benz web-site
<http://www.mbusa.com>.

Service and Literature

Reprinting, translation and copying, even of excerpts, are not permitted without our prior authorization in writing.

Model

SLS AMG



1975841093

Order no. 6515 8482 13 Part no. 197 584 10 93 Edition A 2012